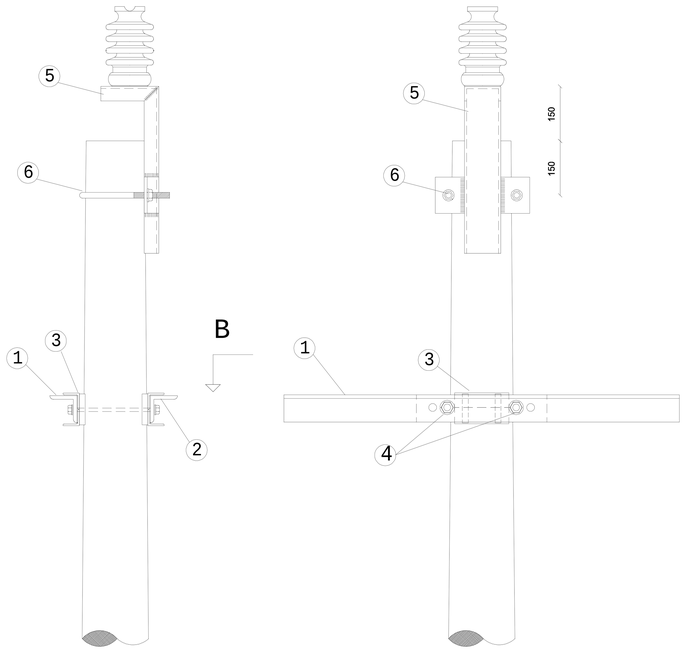

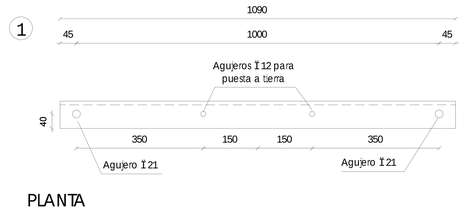

PLANTA

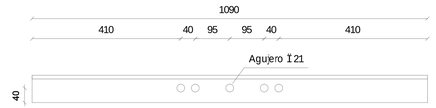

ALZADO

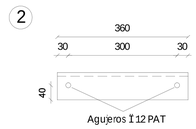

PLANTA

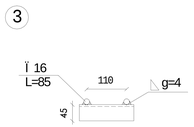

PLANTA

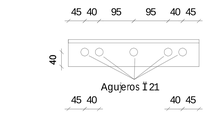

ALZADO

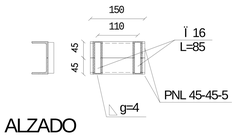

ALZADO

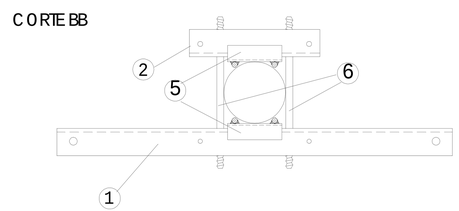

CORTE BB

DETALLE MONTAJE PINOS
Escala 1:5

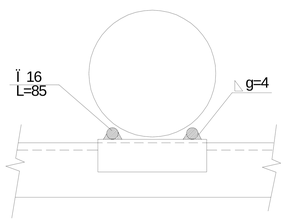

PLANTA

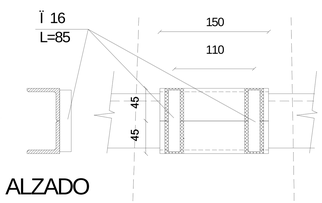

ALZADO

4

Esp§rrago Ï 19 con 2 tuercas, arandelas planas y de presi· n.

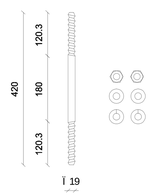

5

Hierro soporte para aislador Line post

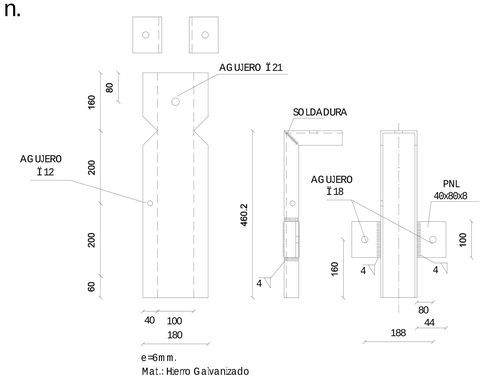

6 Hierro Zuncho Z4

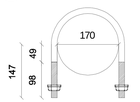

REFERENCIAS.-

NÁ	TIPO	CANT.	MATERIAL
1	PNL 75-75-10 seg¼n DIN 1028 L=1090mm	1	Acero galv.
2	PNL 75-75-10 seg¼n DIN 1028 L=360mm	1	Acero galv.
3	Pino postizo (2 x PNL 45-45-5 seg¼n Din 1028)	2	Acero galv.
4	Esp§rrago Ï 19 L=420mm con 2 tuercas, arandelas planas y de presi· n	2	Acero galv.
5	Hierro soporte para aislador Line post Mantenimiento - Codigo 059693	1	Acero galv.
6	Hierro Zuncho Z4 - Codigo 019657	1	Acero galv.

NOTA: Medidas expresadas en milimetros
El perfil pnl 75-75-10 se podr§ sustituir por PNL 3 "x3"x3/8"

GERENCIA SECTOR
PROYECTOS Y NORMALIZACION
GERENCIA DIVISION REDES DE DISTRIBUCION

Pc¡o.de la Luz P/5 Tel 2090560 Fax: 2083084 - nordis@ute.com.uy - proymi@ute.com.uy - pcya.red@ute.com.uy

PLANO NORMALIZADO: CRUCETA SUSPENSION ALTERNATIVA C S1 A

TEMA: HERRAJES P/ LINEAS AEREAS 6 Y 15kV COL. S/AGUJEROS

NÚPLANO: --

ESCALA: 1:10

FECHA		TECNICO	DIBUJANTE	CODIGO 059091
VERSION ORIGINAL	05/01	MARCELO PEREZ	D. MARTIRENA	SUPERVISOR
VERSION ACTUAL	08/03	MARCELO PEREZ	D. MARTIRENA	INES ALMARAZ

ARCHIVO: AA-DIBUJ/D-LINEAS/15/HERRAJES 15 Y 20kV/MANT./CON COD./CS1A-MANT-059091.dwg